






# Finishing Standards 2015

Valid till 06.2015  
Approved by Rebel Module  
14.11.2014

## 1.0 Wood Fasade finishes



### 1.1 Wood Facade profiles:

Modrzew Syberyjski	Grubość	Szerokość	Długość
	20mm	146mm	4m/5,1m
	20mm	146/196mm	4m/5,1m
	19mm	95mm	4m/5,1m

### 1.2 Wood Facade colors:

 buk bielony	 buk natura	 orzech jasny	 kalwados	 olcha
 kasztan	 dąb stary	 dąb jasny	 dąb ciemny	 brunat
 orzech średni	 orzech ciemny	 czereśnia	 wenge	 machoń



## 2.0 Fibre-cement Board Fasade finishes



2.1 Board Facade colors METRO:



2.2 Board Facade colors TRUE:



## 2.0 Gips / Render Fasade finishes




## 3.0 External doors



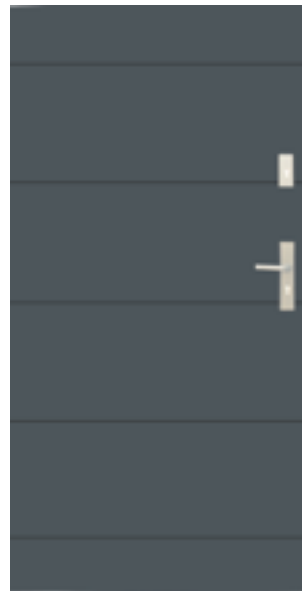
### 3.1 External Door STEAL



**DS 01**



**DS 02**



**DS 03**



**DS 04**



**DS 05**



**DS 06**





## 4.0 Garage Gates



#### 4.1 Gates colors:




#### 4.2 Gate scheme



## 5.0 Windows



5.1 PCV Windows system



5.2 WOOD Windows system & Alu



## 5.2 Window handles

**WH 01**



**WH 02**



**WH 03**



**WH 04**



**WH 05**



**WH 06**



**WH 07**



**WH 08**



## 5.0 Aluminium Blinds



## 6.0 Floor finish



6.1 Floor wood types




**feldberg multi**




**vesuvius multi**




**tafelberg multi**



**amazon multi**




**askania multi**



**jeju multi**



**saimaa multi**



**azure window multi**



**yushan multi**



**wadi rum multi**



**merbau komodo multi**



**askania piccolo mix**





## 7.0 Tarkett & Carpet floor finish







## 7.0 Tile finish (Bathroom)



### White Magic SERIES




### Desert Storm SERIES




**Fargo SERIES**




**Fargo White**



**Fargo Brown**



**Fargo Gray**




**Fargo Black**



### Fusion SERIES



### Livingwood SERIES





### Avangarde SERIES





## 8.0 Tile finish (Kitchen & Living)




## City Call SERIES



## Penne SERIES



## Bazalto SERIES





## 8.0 Bathroom Ceramics & equipment



**KIOTO**



**ROV 01**



**ROV 01 + ROV 01b**



**ROV 01b**



**ROV 02**



**ROV 03**



**BILBAO**



**ROV 04**



**ROV 04 + ROV 04b**



**ROV 04b**



**ROV 05**



**ROV 06**



**VIRGO**



**ROV 07**



**ROV 07 + ROV 07b**



**ROV 08**



**ROV 09**





**GROHE 01**



**GROHE 01b**



**GROHE 02**



**GROHE 02b**



**DE 03**



**DE 03b**





**RDE 04**



**RDE 05**




**SDE 01**



**SDE 02**



## 9.0 Bathroom radiators



## 10.0 Internal doors





10.1 STANDARD door system



**PORTA 01v**



**PORTA 01h**



**PORTA 01p**



**PORTA 02a**



**PORTA 02b**



**PORTA 02c**



## 10.2 SLIDING door system



**SPORTA 01**

## 10.3 HANDLES & HINGES



**HDL 01**



**HDL 02**



**HDL 03**



**HG 01**



**HG 02**



#### 10.4 Color selection



#### 10.5 Glass selection



**DGL 01**



**DGL 02**




**DGL 03**



# 10.0 Kitchen Furniture & Appliances



## 10.4 Color selection





10.4 Appliances



**CR 912 M WH DCT 60+**



**CR 912 M BM DCT 60+**



**CS my912 M XS DCT**



**FMO 46 CS 9T1 XS60+**



